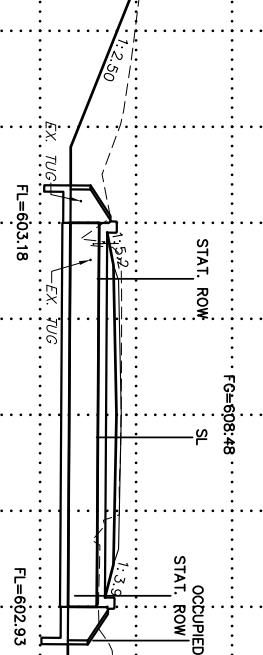


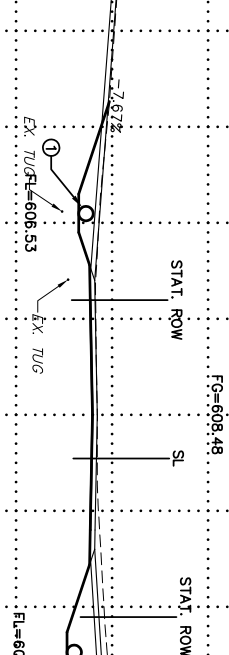
END AREAS
STA. EMB.
EXC.
EMB.

TOTALS
CY. POS.
EXC.
EMB.

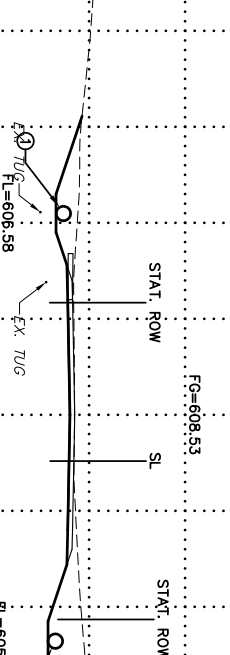
STR. NO. 3
STA. 12+00.00
CONST. 8'x3'x40' RCB
FL. IN=603.18
FL. OUT=602.93



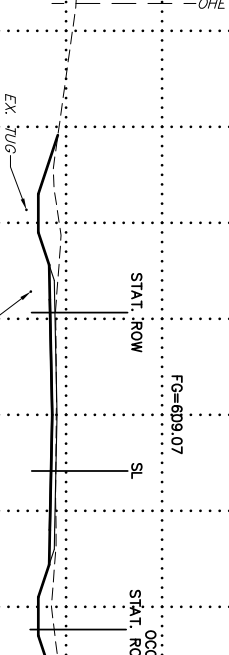
STA. 11+12.00
CONST. 12' WIDE P.V.T.
STR. NO. 1
CONST. 18" CGSP. 42' LG.
W/ CET EA. END



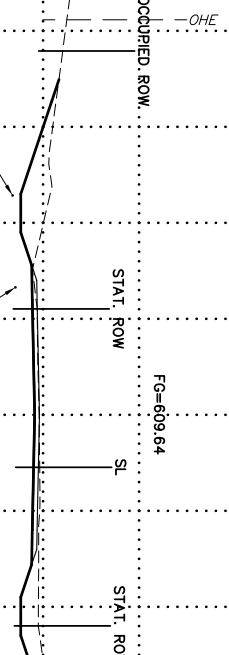
STA. 11+10.00
CONST. 28' WIDE P.V.T.
STR. NO. 2
CONST. 18" CGSP. 52' LG.
W/ CET EA. END



STA. 10+07.00
CONST. 18" CGSP. 52' LG.
W/ CET EA. END



STA. 8+80.00
CONST. 18" CGSP. 52' LG.
W/ CET EA. END



STA. 8+80.00 BEGIN J/P NO. 29374(04)

NOTE: ALL UTILITY LOCATIONS ARE APPROXIMATE.
CONTRACTOR TO VERIFY HORIZONTAL AND VERTICAL
LOCATIONS OF ALL UTILITIES PRIOR TO CONSTRUCTION.